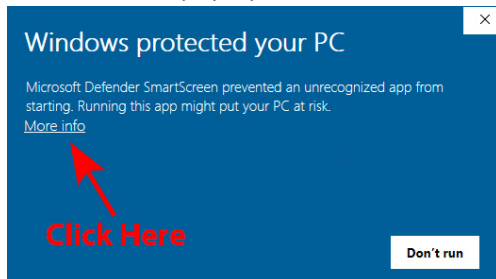
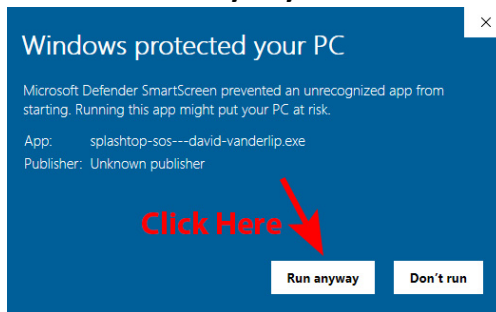


Splashtop Installation Guide for Windows

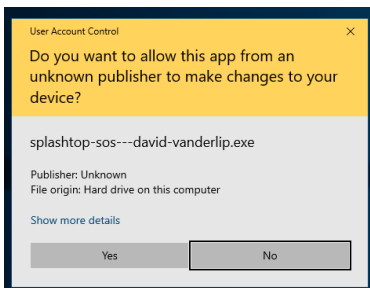
1. Click here to go to David's website, <https://www.davidvanderlip.com>.
2. At the bottom of the page, click on the **blue button** that says **Windows**.
3. If nothing happens automatically, go to your **Downloads** folder and then drag the **-splashtop-SOS-david-vanderlip.exe** item to your **Desktop**.
4. Double-click on that **-splashtop-SOS-david-vanderlip.exe** icon on the **Desktop**.
5. A window will pop up and look like this. Click **More Info**.



6. Then click **Run Anyway**.



7. Then click **Yes**.



8. Wait for the 9 digit number, then give it to David.

That's it.

You can keep the Splashtop icon on your Desktop if you think we will be connecting remotely again or you can delete it.

