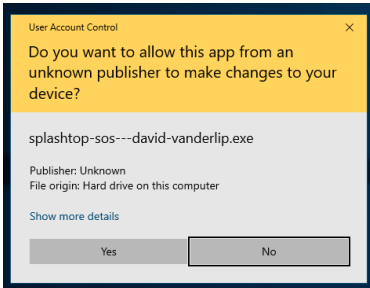
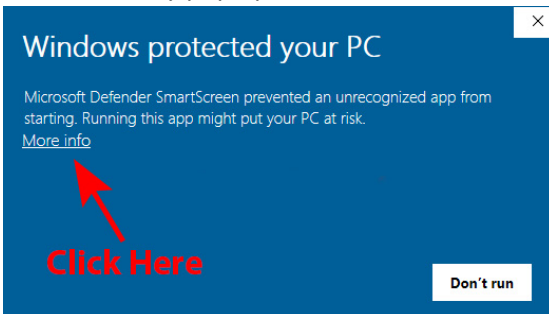


Splashtop Installation Guide for Windows

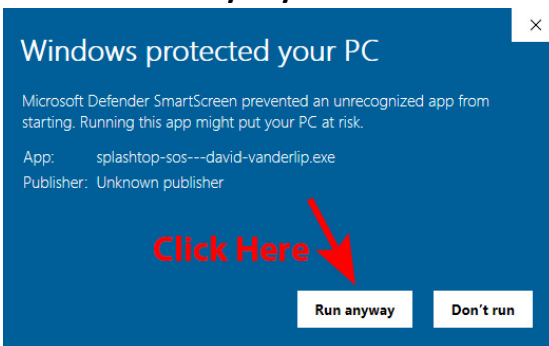
1. Click here to go to David's website, <https://www.davidvanderlip.com>.
2. At the bottom of the page, click on the **blue button** that says **Windows**.
3. Wait for the download to complete. And then click **Yes**.



4. A window may pop up and look like this. Click **More Info**.



5. Then click **Run Anyway**.



6. Wait for the 9 digit number, then give it to David.

Note: If nothing automatically "pops up" to start the installation, go to your **Downloads** folder (or where ever your downloads normally go) and double-click on the **Splashtop SOS David Vanderlip.exe** file and start at step #3 above.